

MDJ178

37-61 GHz

InP Schottky Diode Mixer

PRODUCT DESCRIPTION

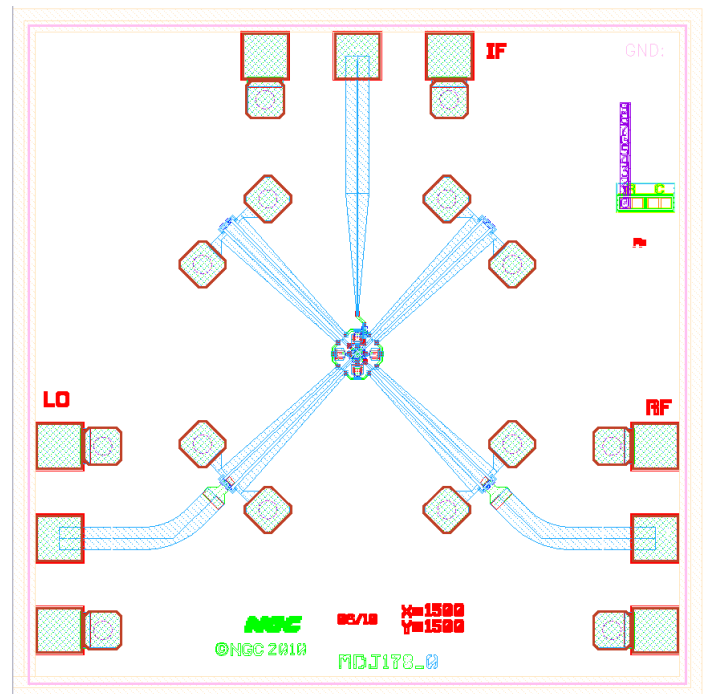
The MDJ178 is a Q & V-Band monolithic InP Schottky diode, double balanced mixer designed for use in commercial digital radios, wireless LANs. Radar, Satcom & Test Equipment. The design requires no external bias and can be used as an upconverter and as a downconverter. To ensure rugged and reliable operation, the InP Schottky devices are fully passivated. Both bond pad and backside metallization are Ti/Au, which is compatible with conventional die attach, thermocompression, and thermosonic wire bonding assembly techniques.

APPLICATIONS

- Point-to-Point Digital Radios
- Point-to-Multipoint Digital Radios
- Short Haul / High-Capacity Links
- Wireless LANs
- SatCom
- Test equipment and sensors
- Military & Space Applications

PRODUCT FEATURES

- Passive Double Balanced Mixer
- RF/LO: 37-61 GHz
- IF: DC-15 GHz (min)
- Downconverter Conversion Loss < 8.5 dB
- LO Input Power 9 dBm (Typ)
- RF & LO ports are interchangeable.
- Chip Size: 1.5 mm x 1.5 mm



X=1.5 mm; y=1.5 mm

EXPORT INFORMATION

ECCN: 5A991.h

HTS (Schedule B) code: 8542.39



www.ngc.com

www.ngc.com/what-we-do/microelectronics-space-park/

Phone: (310) 814-5000 • Fax: (310) 812-7011 • E-mail: asmpsales@ngc.com
Approved for Public Release: NG23-2498. © 2023 Northrop Grumman Systems Corporation

© Northrop Grumman Systems Corporation
Preliminary Information. The data contained in this document describes new products in the sampling or preproduction phase of development and is for information only. Northrop Grumman reserves the right to change without notice the characteristics data and other specifications as they apply to this product. The product represented by this datasheet is subject to the U.S. Export Law as contained in the EAR regulations.

**NORTHROP
GRUMMAN**

MDJ178

37 – 61 GHz

InP Schottky Diode Mixer

ABSOLUTE MAXIMUM RATINGS

Parameter	Value	Unit
Input LO Power	14	dBm
Assy. Temperature (30 sec)	300	°C

RECOMMENDED OPERATING CONDITIONS

Parameter	Value	Unit
Input LO Power	8-12	dBm

ELECTRICAL SPECIFICATIONS

Parameter	Min	Typical	Max	Unit
Operational LO Frequency	37		61	GHz
Operational RF Frequency	37		61	GHz
Operational IF Frequency	DC		15	GHz
Performance @ LO Power = 9 dBm				
DownConverter Conversion Loss			8.5	dB
UpConverter Conversion Loss			7.5	dB
RF to LO Isolation		20		dB

MDJ178

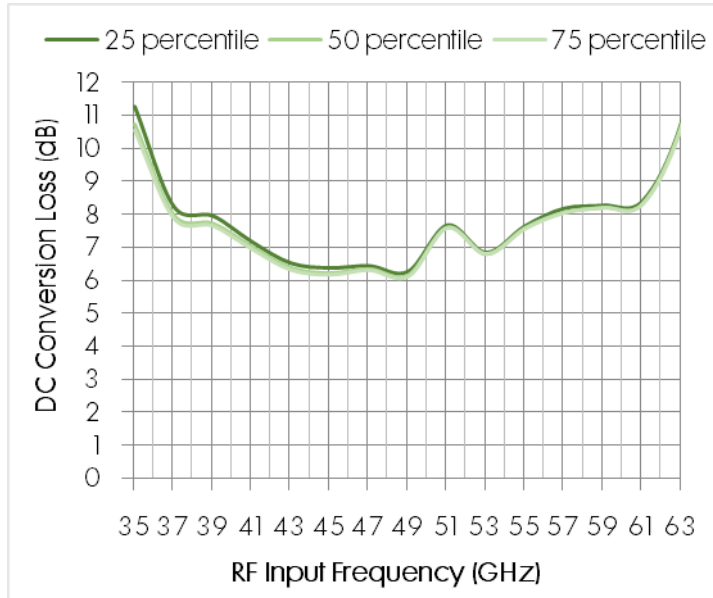
37 – 61 GHz

InP Schottky Diode Mixer



On-wafer measured Downconverter Performance Characteristics (Typical Performance at 25°C)
 IF=1.1 GHz

Conversion Loss vs. Frequency



* LO Power = 9dBm

MDJ178

37 – 61 GHz

InP Schottky Diode Mixer

DIE SIZE AND BOND PAD LOCATIONS (NOT TO SCALE)

X = 1500 ± 25 μm

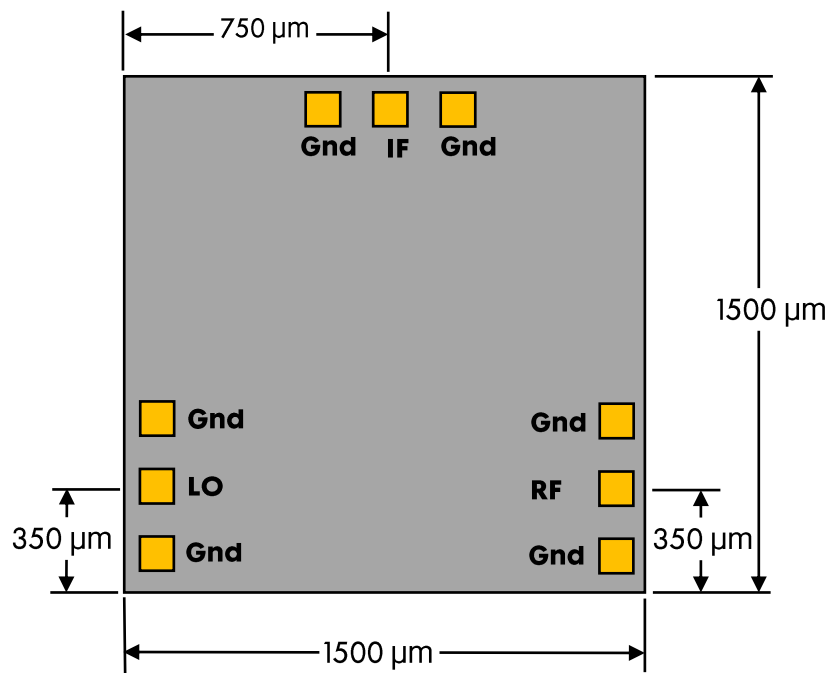
Y = 1500 ± 25 μm

RF Bond Pad = 100 x 100 ± 0.5 μm

Chip Thickness = 76 ± 5 μm

RECOMMENDED ASSEMBLY NOTES

1. Best performance obtained from use of <10 mil (long) by 3 by 0.5 mil ribbon on Ports.



MOUNTING PROCESSES

Most NG InP IC chips have a gold backing and can be mounted successfully using either a conductive epoxy or AuSn attachment. NG recommends the use of conductive epoxy due to the reduced mechanical strain placed on the chip. The two most important factors when mounting these MMICs are to provide a good thermal path and a good RF path to ground. This should be considered when determining the method for attachment.

Note: Many of the NG parts do incorporate airbridges, so caution should be used when determining the pick up tool.

CAUTION: THE IMPROPER USE OF AuSn ATTACHMENT CAN CATASTROPHICALLY DAMAGE InP CHIPS.

PLEASE ALSO REFER TO OUR "GaAs & InP Application Note" BEFORE HANDLING, ASSEMBLING OR BIASING THESE MMICs!

Page 4

www.ngc.com

www.ngc.com/what-we-do/microelectronics-space-park/

Phone: (310) 814-5000 • Fax: (310) 812-7011 • E-mail: asmps.sales@ngc.com
Approved for Public Release: NG23-2498, © 2023 Northrop Grumman Systems Corporation

© Northrop Grumman Systems Corporation
Preliminary Information: The data contained in this document describes new products in the sampling or preproduction phase of development and is for information only. Northrop Grumman reserves the right to change without notice the characteristics data and other specifications as they apply to this product. The product represented by this datasheet is subject to the U.S. Export Law as contained in the EAR regulations.

**NORTHROP
GRUMMAN**